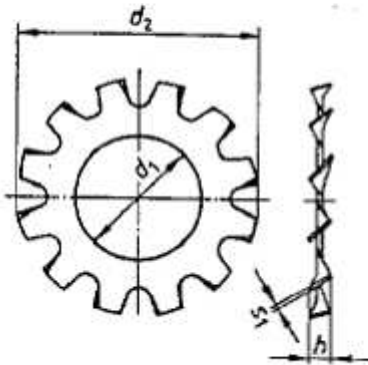


Toothed lock washers

2 Dimensions

Details left unspecified are to be selected as appropriate.

Type A, with external teeth



Type J, with internal teeth

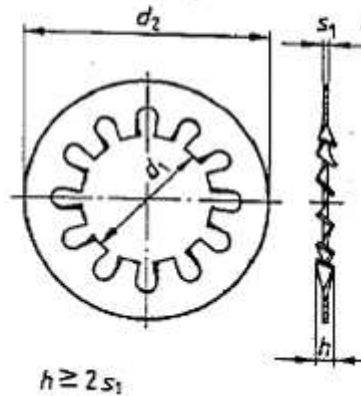


Table 1.

Nominal size	d_1		d_2		s_1 1)	Minimum number of teeth	Mass (7,85 kg/dm ³) per 1000 units, in kg.		For nominal thread diameter
	min. = nominal dimension	max.	max. = nominal dimension	min.			Type A	Type J	
1,7	1,7	1,84	3,6	3,3	0,3	6	0,01	-	1,6
2,2	2,2	2,34	4,5	4,2	0,3	6	0,025	0,04	2
2,7	2,7	2,84	5,5	5,2	0,4	6	0,04	0,045	2,5
3,2	3,2	3,38	6	5,7	0,4	6	0,045	0,045	3
3,7	3,7	3,88	7	6,64	0,5	6	0,075	0,085	3,5
4,3	4,3	4,48	8	7,64	0,5	8	0,095	0,1	4
5,3	5,3	5,48	10	9,64	0,6	8	0,18	0,2	5
6,4	6,4	6,62	11	10,57	0,7	8	0,22	0,25	6
7,4	7,4	7,62	12,5	12,07	0,8	8	0,3	0,35	7
8,4	8,4	8,62	15	14,57	0,8	8	0,45	0,55	8
10,5	10,5	10,77	18	17,57	0,9	9	0,8	0,9	10
13	13	13,27	20,5	19,98	1	10	1,0	1,2	12
15	15	15,27	24	23,48	1	10	1,6	1,9	14
17	17	17,27	26	25,48	1,2	12	2,0	2,4	16
19	19	19,33	30	29,48	1,4	12	3,5	3,7	18
21	21	21,33	33	32,38	1,4	12	3,8	4,1	20
23	23	23,33	36	35,38	1,5	14	5	6	22
25	25	25,33	38	37,38	1,5	14	6	6,5	24
28	28	28,33	44	43,38	1,6	14	8	8,5	27
31	31	31,39	48	47,38	1,6	14	9	9,5	30

1) Limit deviations for s_1 as specified in DIN 1544.

Type V, countersunk

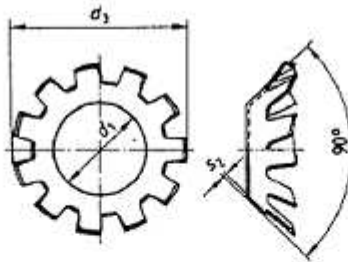


Table 2.

Nominal size	d_1		d_3	s_2 1)	Minimum number of teeth	Mass (7,85 kg/dm ³) per 1000 units, in kg, \approx	For nominal thread diameter
	min., = nominal dimension	max.					
2,2	2,2	2,34	4,2	0,2	8	0,02	2
2,7	2,7	2,84	5,1	0,2	6	0,025	2,5
3,2	3,2	3,38	6	0,2	6	0,025	3
3,7	3,7	3,88	7	0,25	6	0,04	3,5
4,3	4,3	4,48	8	0,25	8	0,05	4
5,3	5,3	5,48	9,8	0,3	8	0,12	5
6,4	6,4	6,62	11,8	0,4	10	0,2	8
8,4	8,4	8,62	15,3	0,4	10	0,4	8
10,5	10,5	10,77	19	0,5	10	0,7	10
13	13	13,27	23	0,5	10	1,2	12
15	15	15,27	26,2	0,6	12	1,3	14
17	17	17,27	30,2	0,6	12	1,3	16

1) Limit deviations for s_2 as specified in DIN 1544.

3 Technical delivery conditions

3.1 Material

Toothed lock washers shall be made of spring steel (FSt) as specified in DIN 17 221 or DIN 17 222, the grade being at the manufacturer's discretion.

3.2 Hardness

Spring steel shall be hardened to from 350 to 425 HV 10.

3.3 Finish

Toothed lock washers shall be free from scale or burr.

3.4 Surface protection

The surface protection shall be at the manufacturer's discretion (e.g. phosphated and oiled as specified in DIN 50 942, or blackened and oiled as specified in DIN 50 938).

Any electroplating (as specified in DIN 267 Part 9) shall be indicated in the designation.

4 Designation

Designation of a type A toothed lock washer of nominal size 8,4, made from spring steel (FSt) 1):

Toothed lock washer DIN 6797 – A 8,4 – FSt

Where toothed lock washers for left-hand thread bolts are required, symbol LH shall be included in the designation:

Toothed lock washer DIN 6797 – A 8,4 – LH – FSt

The DIN 4000 – 3 – 3 tabular layout of article characteristics shall apply for washers covered in this standard.

1) FSt shall also be used here where no material has been specified in the relevant documentation.